


# BIKE TO METRA

*Your guide to bicycle commuting to and from the Downtown Crystal Lake Metra Station and the Pingree Road Metra Station*



## SELECTING A BICYCLE

Select the right bike for your commute. No need to compete with Lance Armstrong! Use a bike that's affordable and can withstand the weather. Check that your seat and handlebars are adjusted for a comfortable fit. Make sure your bike is tuned up with fully inflated tires, working brakes, and smooth shifting gears.

## FINDING A ROUTE

Plan your bike route by using this map or asking other cyclists for advice. Avoid busy streets whenever possible. Instead, look for streets with low vehicle traffic and speeds, good lane width, and stoplights at busy intersections. Try a test ride of your route so you'll know how much time you will regularly need, including the time needed to park and lock your bike at the station.

Loading your bike onto a Pace bus can become part of your commute — or serve as a backup ride home if needed. Find bus route information and learn how to use bicycle racks on buses at [www.pacebus.com](http://www.pacebus.com).

## CLOTHING


Some bicycle commuters ride wearing their work clothes, others change once they arrive at work. If changing at work, roll clothes to minimize wrinkles and store them in a messenger bag, backpack, bike basket or panniers. Another option: drive once a week and bring a supply of clothes to work.

## GOING GREEN AND STAYING CLEAN

- Ride at an easy pace.
- Fenders can keep water and mud off you.
- Showers may be available at work or a nearby health club
- Deodorant and baby wipes are inexpensive and are great products to help you smell fresh and stay clean.

## HOW TO STAY SAFE

- Bikes fare best when cyclists act and are treated like others on the road.
- Ride on the right with the traffic flow and follow all signs and signals.
- Ride predictably and in a straight line.



**F**or many Metra commuters, riding a bike to the station is feasible. Bike commuting offers some great benefits:

- Reduce the stress of finding vehicle parking and park closer to the trains
- Save money on gas and parking fees
- Play a part in helping the environment
- Get the daily physical activity we all need to be healthy and fit
- Start your day feeling mentally and physically better

*This brochure offers you tips on how to begin bicycle commuting.*

## WHAT TO DO WITH YOUR BIKE

Bike racks offer the best place to store your bike.

When locking your bike:

- Secure any items or equipment that can be removed from your bike, or else take it with you.
- Invest in a good quality U-lock and secure both the frame and wheels, if possible. If using a cable lock, keep the cable tight so it's hard for thieves to cut.
- If the bike racks are full, lock your bike to something that cannot be taken apart or easily lifted. No trees, please!

Metra allows bikes on many reverse commute, off-peak hour, and weekend trains. Learn more at [www.metrarail.com](http://www.metrarail.com) or call 815-836-7000.

- When passing a parked vehicle, be alert for opening doors.
- Always wear a helmet.
- Wear bright clothing and use lights on the front and rear of your bike if riding at night or dusk.
- Never assume a car recognizes your presence.
- Cycle defensively.

For more safe riding tips, visit [www.bikelib.org](http://www.bikelib.org).

## BICYCLING JUST KEEPS GETTING BETTER!

The first few days may be rough and include forgotten items and logistical challenges. Stick with it. As the days go by, you will get into a routine and find ways to make the commute easy and fun.

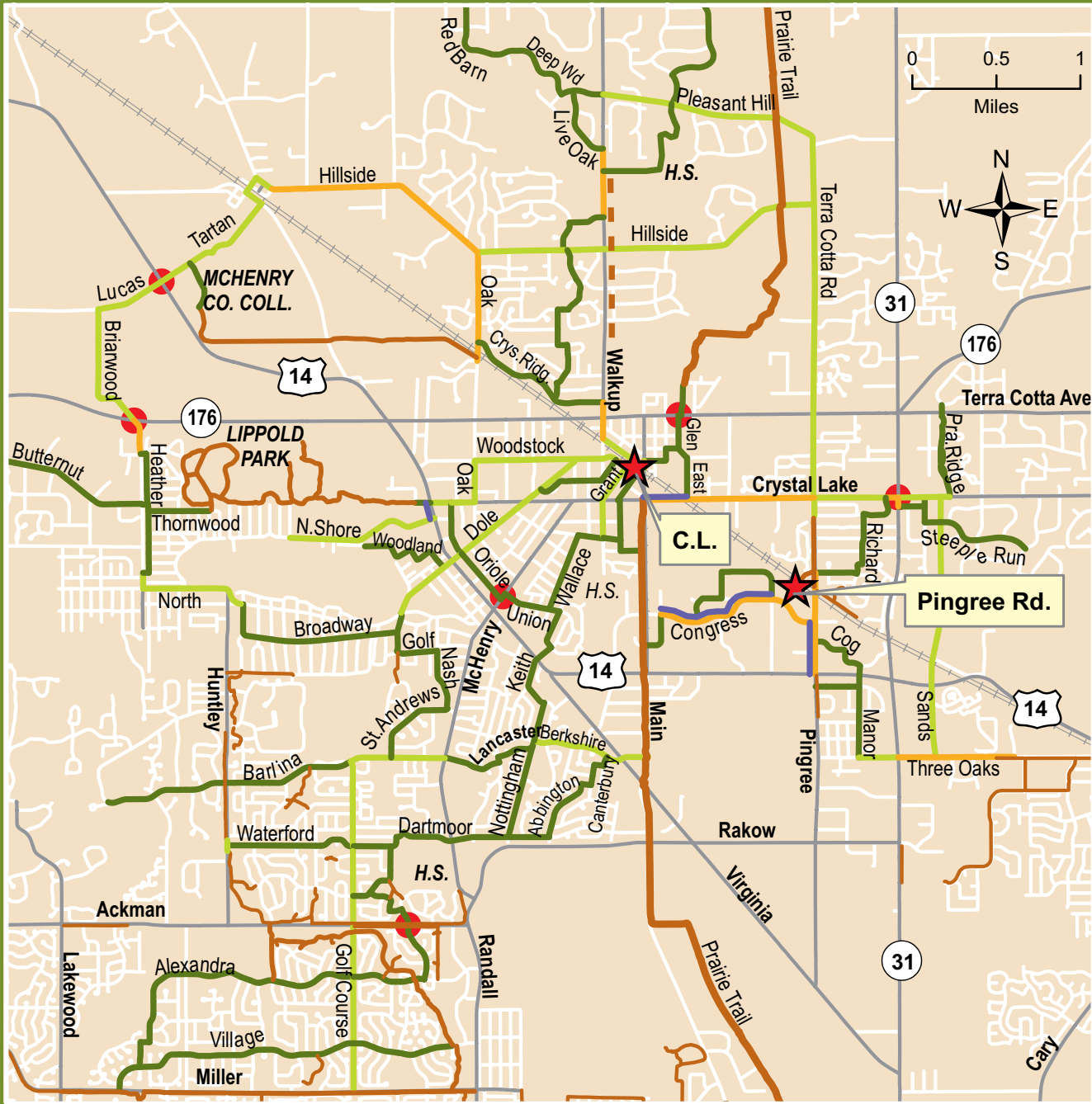
You will also become more accustomed to riding in traffic and handling yourself on the bike. In addition, you will feel good about doing something healthy for yourself and the environment, and you'll lighten your mental load by not having to search for a place to park your vehicle.



# CRYSTAL LAKE METRA STATION

# LEGEND

# CRYSTAL LAKE METRA STATION



The map suggests on-road routes and off-road trails for cycling to the Metra station.

**Preferred On-Road Bike Routes**

- Dark Green Line: More Comfortable
- Light Green Line: Less Comfortable

**Off-Road Bike Routes**

- Orange Line: Trails
- Blue Line: Sidewalks

**Other Symbols**

- Black Dashed Line: Railroad
- Red Star: Metra Station
- Red Circle: Difficult Intersections

## ABOUT THIS MAP

The map identifies on-road routes and off-road trails for cycling to the Metra station. The roads shown in the network are rated using three relative levels of cyclist comfort. These ratings are to be used by adult cyclists who have at least a moderate level of traffic tolerance. (Other cyclists may choose other routes appropriate for their abilities.) As much as possible, roads with lower traffic volume and speed, ample width, and fewer stop signs are identified as preferred routes. Intersections with stoplights are preferred for crossing the busiest streets. Though many of the streets are less than ideal, local cyclists judged them as the best available in the area.

**NOTICE AND DISCLAIMER:** Illinois traffic laws (625 ILCS 5/11-1502) apply to persons riding bicycles. Bicyclists shall be subject to all duties applicable to drivers of a motor vehicle. This map is published as an aid to bicyclists by the City of Crystal Lake, Illinois and is not intended to be a substitute for a person's use of reasonable care. The City of Crystal Lake, Illinois makes no express or implied warranty as to the safety or condition of the roads indicated to bicyclists for shared bicycle/motor vehicle use. The unpredictable change of traffic, road, and weather conditions will require the bicyclist to constantly review all routes for suitability. Thus bicyclists using this map ASSUME ALL RISKS AND RESPONSIBILITIES for their own safety when cycling on the routes indicated on this map.

## CREDITS

Jon Cunningham Photography  
League of Illinois Bicyclists, [www.bikelib.org](http://www.bikelib.org)

City of Crystal Lake  
100 W. Woodstock Street  
Crystal Lake, IL 60014  
[www.crystallake.org](http://www.crystallake.org)

Published April 2010



# BIKE TO METRA

